


Cash Valley Elementary School Report Card
2017-2018



Cash Valley Elementary School
Report Card 2017-2018

LEA: 2901

Prepared by the Office of Public Information

Superintendent of Schools

David A. Cox, Ed.D.



Cash Valley Elementary

2017 - 2018 School Report Card



5 OUT OF 5 STARS

Percentile Rank: 97

Cash Valley Elementary (2901)
Grade Levels: Elementary
County: Allegany County

10601 Cash Valley Rd Nw
Lavale, MD 21502-9801
Phone: 301-724-6632

HOW DID MY SCHOOL DO OVERALL?

Overall school performance is determined by a combination of academic and school quality indicators. The total earned points percent is provided as well as a percentile rank and a star designation.

INDICATOR	POSSIBLE POINTS	EARNED POINTS*	ANNUAL TARGET	IMPROVEMENT**
Academic Achievement	20.0	13.7	n/a	n/a
Academic Progress	30.0	29.0	n/a	n/a
Progress in Achieving English Language Proficiency	na	na	n/a	n/a
School Quality and Student Success	25.0	21.0	n/a	n/a
TOTAL POINTS:	75.0	63.7		

Total Earned Points: **63.7**
Total Possible Points: **75.0**

=

84 %

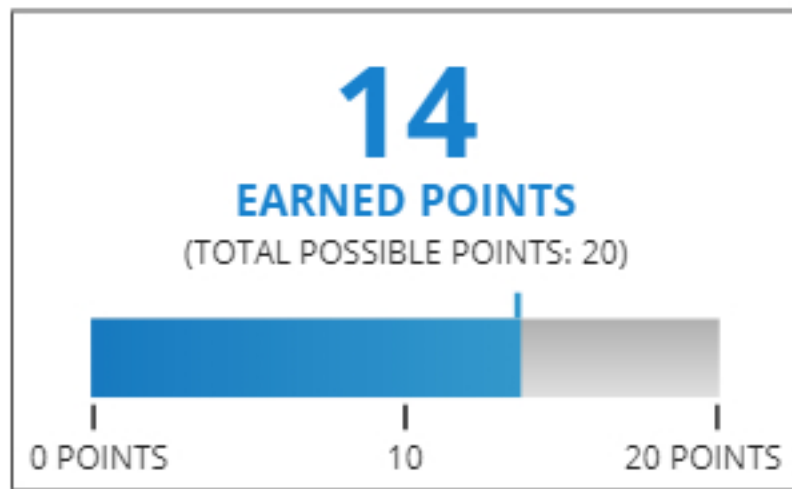
TOTAL EARNED PERCENT

* Earned points may not equal total points due to rounding. ** Improvement is not available in the first year

ACADEMIC ACHIEVEMENT

HOW DID STUDENTS PERFORM ON STATE TESTS?

The academic achievement indicator is a combination of the percent of students scoring "proficient" or higher on state tests in Math and English Language Arts, and the average performance level of students on state tests.

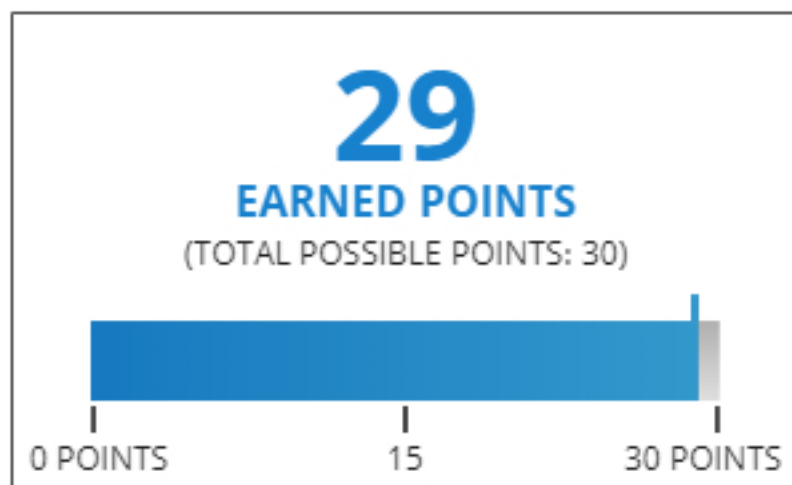


MEASURE	RESULTS	EARNED POINTS
Percent Proficient Mathematics	66%	3.3 out of 5.0
Percent Proficient English Language Arts	63.2%	3.2 out of 5.0
Average Performance Level Mathematics	3.6	3.6 out of 5.0
Average Performance Level English Language Arts	3.6	3.6 out of 5.0
		14 EARNED POINTS

ACADEMIC PROGRESS

HOW DID STUDENTS PERFORM ON OTHER ACADEMIC MEASURES AND GROWTH?

The academic progress indicator consists of multiple academic measures. Schools are measured on the growth of students over time on Math and English language arts state tests, and on earning credit for a well rounded curriculum.



MEASURE	RESULTS	EARNED POINTS
Student Growth Percentile Mathematics	87	12.5 out of 12.5
Student Growth Percentile English Language Arts	77	11.5 out of 12.5
Credit for Well Rounded Curriculum	100%	5 out of 5.0
		29 EARNED POINTS

* Performance results for Science and Social Studies tests not available in the first year.

PROGRESS TOWARDS ENGLISH LANGUAGE PROFICIENCY

HOW MANY ENGLISH LEARNERS ARE MAKING PROGRESS TOWARDS LEARNING ENGLISH?

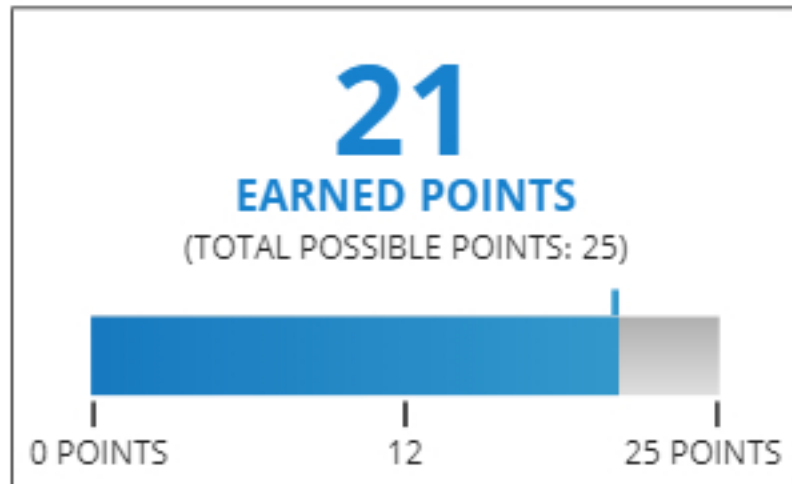
The Progress towards English language proficiency indicator measures school success of English learners on track toward achieving proficiency in the English language.

This school does not meet the minimum requirements for accountability results to be reported.

SCHOOL QUALITY AND STUDENT SUCCESS

WHAT IS THE QUALITY OF THE SCHOOL ENVIRONMENT?

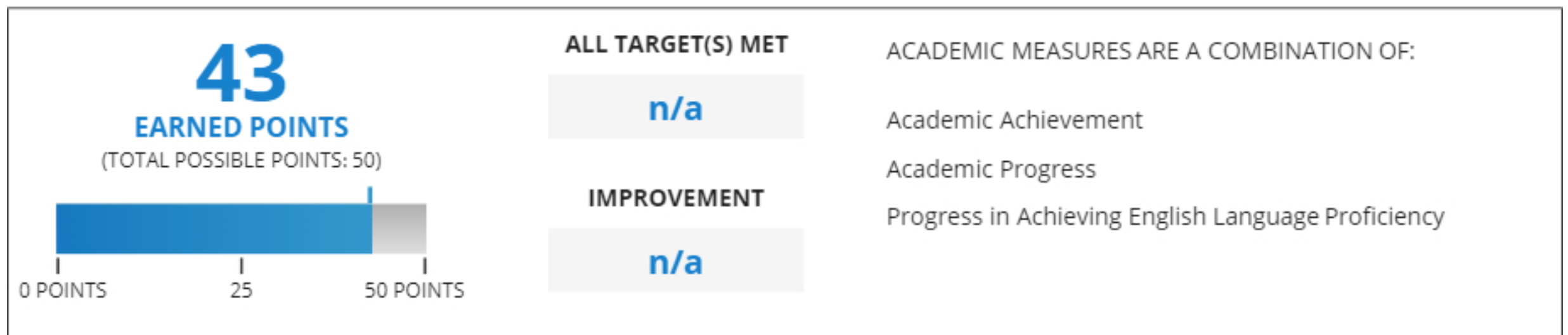
This indicator includes the percent of students not absent 10 percent or more school days during the year, a school survey, and the percent of students enrolled in a well rounded curriculum.



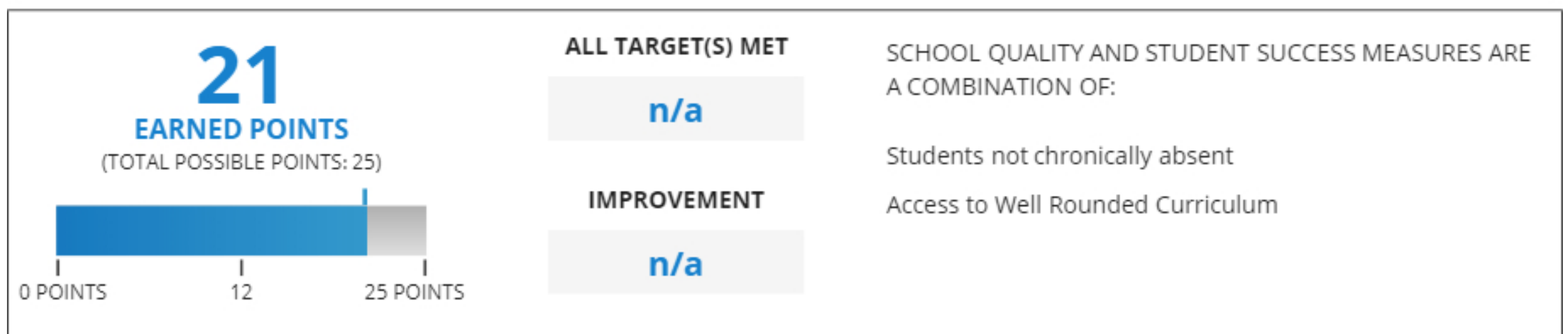
MEASURE	RESULTS	EARNED POINTS
Students not chronically absent	86.2%	11 out of 15.0
Access to Well Rounded Curriculum	100%	10 out of 10.0
		21 EARNED POINTS

* School survey results not available in the first year.

HOW DID MY SCHOOL DO ON ACADEMIC MEASURES?



HOW DID MY SCHOOL DO ON MEASURES OF SCHOOL QUALITY AND STUDENT SUCCESS?



Achievement	PERCENT PROFICIENT					
	MATH			ELA		
	SCHOOL	ANNUAL TARGET	IMPROVEMENT	SCHOOL	ANNUAL TARGET	IMPROVEMENT
White	63.4 %	--	--	61.3 %	--	--
Special Education	36 %	--	--	28 %	--	--
All Students	66 %	--	--	63.2 %	--	--

* Only Student Groups with 10 or more students are displayed reported. Student Groups include the following; American Indian/Alaskan Native, Asian, Native Hawaiian or Other Pacific Islander, Black/African American, Hispanic/Latino of any Race, White, Two or More Races, Economically Disadvantaged, Students with Disabilities, or English Learners.

What does my school rating mean?

Overall school star designations are determined by a combination of academic and school quality indicators that are used to differentiate and identify schools to ensure that all schools are meeting the needs of all students. Academic indicators are used to determine 65 percent of the possible points, while the school quality and student success indicator determines 35 percent of the possible points. Possible points vary by school and year, however school ratings are based on the total earned points percent. Percentile ranks of each school is reported and is based on the grades in the school (Elementary, Middle and/or High school).

How are star ratings determined?

STAR RATING

- ★ ★ ★ ★ ★ 5 stars when a school has at least 75% of total earned points percent
- ★ ★ ★ ★ ☆ 4 stars when a school has at least 60% but less than 75% of total earned points percent
- ★ ★ ★ ☆ ☆ 3 stars when a school has at least 45% but less than 60% of total earned points percent

STAR RATING

- ★ ★ ☆ ☆ ☆ 2 stars when a school has at least 30% but less than 45% of total earned points percent
- ★ ☆ ☆ ☆ ☆ 1 star when a school has less than 30% of total earned points percent

What do the performance indicators mean?

Academic Achievement

The *Academic Achievement* indicator measures the performance of students in a school who demonstrated proficient skills and knowledge in a student's academic program. As measured by MCAP, this indicator is comprised of student achievement measures in math and English Language Arts. School points are determined by the percentage of students achieving proficiency, and the school's average performance level.

Academic Progress

The *Academic Progress indicator* measures the performance of students in a school who show meaningful relative growth in math and English Language Arts (Academic Growth) and who demonstrate proficient skills and knowledge in Science and Social Studies, and who pass transitional grade course requirements (Credit for Completion of a Well-Rounded Curriculum). School points are determined for Academic Growth by student growth percentiles, for science and social studies by the percentage of students achieving proficiency, and for credit for completion of a well-rounded curriculum by the percentage of students passing 5th or 8th grade coursework requirements.

Graduation Rate

The *Graduation Rate* indicator measures the performance of students in a school who graduate with a regular high school diploma. This indicator is comprised of two measures of a cohort of ninth grade students graduating within four years or five years, respectively.

Progress in Achieving English Language Proficiency

The *Progress in Achieving English Language Proficiency* indicator measures the performance of students in a school who show meaningful growth toward or have attained English language proficiency as measured by the MCAP test for English language learners. The goal for English language learner students is to attain English language proficiency within six years. School points are determined by the percentage of English Learners achieving or making progress towards attaining proficiency.

Readiness for Post-Secondary Success

The *Readiness for Postsecondary Success* indicator measures the performance of students in a school who are on track for graduation and those students who have completed high school coursework along with a rigorous or comprehensive co-curricular standard. School points are comprised of a school's percentage of 9th grade students earning at least four credits in required coursework and percentage of graduating or exiting students achieving a rigorous or comprehensive co-curricular standard.

School Quality and Student Success

The *School Quality and Student Success* indicator measures the performance of students in a school who regularly attend school, report positive perceptions of their school, and have actively engaged in rigorous and/or co-curricular academic coursework outside of traditional English Language Arts and Mathematics (elementary) or Science and Social Studies (middle). School points are comprised of a school's percentage of not chronically absent students, school survey results, and measures of access to a well-rounded curriculum.